

# Central Eastern Southern Oregon

## Region 7 COVID-19 Situation Update

November 19, 2021

### COVID-19 Updates as of Today:

Data as of 11/19/21, 12:01AM Pacific Time

#### Region 7 COVID-19 Cases:

- 3,268 in Crook County (*increased by 109 since last Friday*)
- 22,851 in Deschutes County (*increased by 585 since last Friday*)
- 1,082 in Grant County (*increased by 10 since last Friday*)
- 1,186 in Harney County (*increased by 12 since last Friday*)
- 4,146 in Jefferson County (*increased by 88 since last Friday*)
- 8,899 in Klamath County (*increased by 139 since last Friday*)
- 1,035 in Lake County (*increased by 18 since last Friday*)
- 113 in Wheeler County (*increased by 5 since last Friday*)

#### Region 7 COVID-19 Deaths:

- 54 in Crook County
  - 169 in Deschutes County
  - 14 in Grant County
  - 31 in Harney County
  - 63 in Jefferson County
  - 136 in Klamath County
  - 15 in Lake County
  - 1 in Wheeler County
- **Since last Friday**, Oregon Health Authority reported that the total/cumulative number of known COVID-19 cases statewide increased by 5,966, bringing the total in Oregon to 384,062. There were 165 new COVID-19 deaths reported, bringing the total number of COVID-19 deaths in Oregon to 4,914.
  - CDC reports there are >47.3 million cases of COVID-19 in the United States.
  - Worldwide case counts are >255.3 million.

---

### COVID-19 Oregon Highlights

- The Oregon Health Authority released its [COVID-19 Weekly Report](#). For the week of Monday, November 8 through Sunday, November 14, OHA recorded a 12% decrease from the previous week's daily new cases count. New hospitalizations have decreased 5.8% from the previous week.

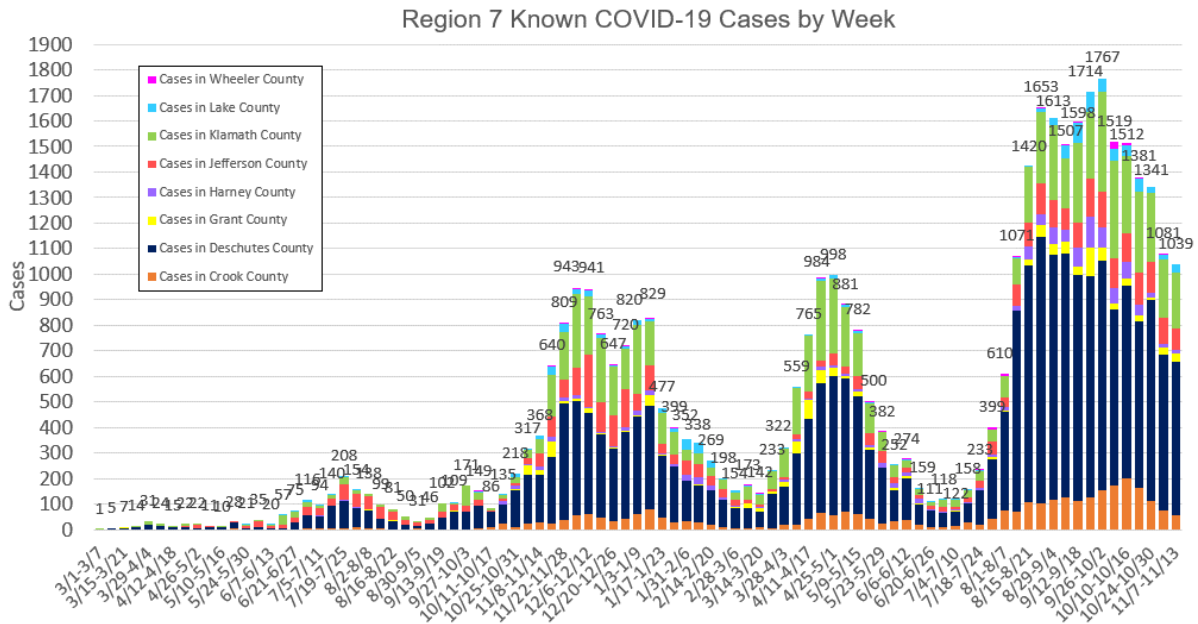
- The Oregon Health Authority released its [COVID-19 Breakthrough Report](#). For the week of Sunday November 7 through Saturday, November 13, OHA recorded 25.5% vaccine breakthrough cases.

## COVID-19 Situation in Region 7

[\(Click here for source: Oregon Health Authority Situation in Oregon\)](#)

The graph below shows the number of COVID-19 cases from Crook, Deschutes, Grant, Harney, Jefferson, Klamath, Lake, and Wheeler County each calendar week beginning the week of 3/1/20-3/7/20 (when the first cases were identified in Region 7).

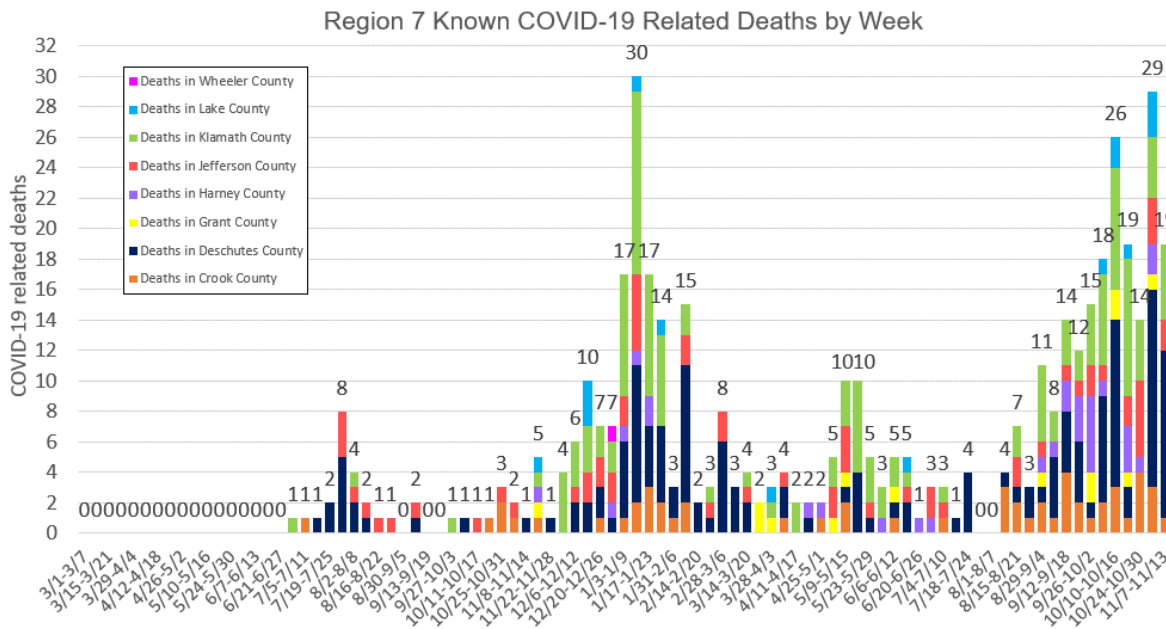
Data for this week is not yet shown. This graph will be updated **weekly** to show the number of COVID-19 cases identified each week in Region 7.



This graph shows data based on the date a case first became identified as a case, which is the date Oregon Health Authority (OHA) uses for school metrics, public health indicator metrics, and other tracking purposes. This date differs from the date OHA reports a case publicly in news releases.

The graph below shows the number of COVID-19 related deaths from Crook, Deschutes, Grant, Harney, Jefferson, Klamath, Lake, and Wheeler County each calendar week beginning the week of 3/1/20-3/7/20 (when the first cases were identified in Region 7).

Data for this week is not yet shown. This graph will be updated **weekly** to show the number of COVID-19 related deaths identified each week in Region 7.



This graph shows data based on the date OHA first reports a death publicly as a COVID-19 related death in news releases, which is the date Oregon Health Authority (OHA) uses for tracking purposes. This date differs from the date of death. The reporting of COVID-19 related deaths to OHA may experience delays for various reasons.

## COVID-19 Vaccination Trends

County	Series in Progress	Series Complete	Total People	Total per 10,000
Crook	880	11,457	12,337	5,263
Deschutes	10,958	123,634	134,592	6,832
Grant	216	2,955	3,171	4,335
Harney	300	3,091	3,391	4,658
Jefferson	1,135	12,268	13,403	5,560
Klamath	2,620	30,677	33,297	4,891
Lake	223	2,893	3,116	3,859
Wheeler	28	696	724	5,028

Vaccination data is as of 11/19/21, 12:01AM Pacific Time. For more information, visit the [OHA COVID-19 Vaccination Trends dashboard](#).

## COVID-19 Public Health Indicators for Monitoring

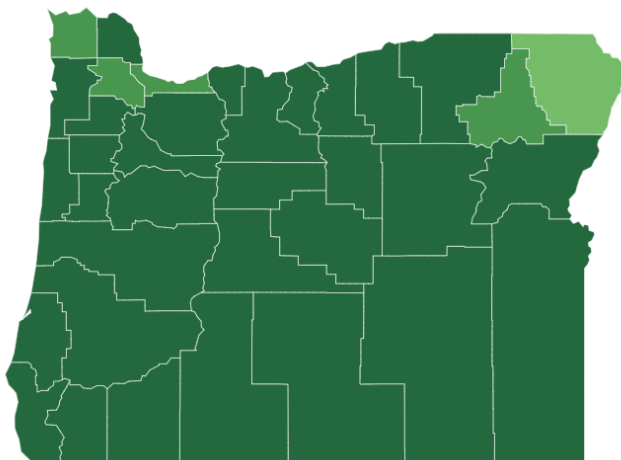
The indicators below are updated once per week. Data shown is for the week of 11/7/21. Green shading means the county is meeting the indicator, and orange shading means the county is not meeting the indicator. No shading or “•” indicates that the indicator does not apply due to small numbers. For more information, visit the [OHA Public Health Indicators dashboard](#).

County	% ED visits for COVID-like illness (lower is better on this indicator)	Percent of cases with follow up initiated within 24 hours (goal is above 95%)	Percent of cases traced to a known source in last 7 days (goal is above 70%)
Oregon	4.1%	59%	19%
Crook	4.1%	96%	25%
Deschutes	4.1%	95%	40%
Grant	4.1%	35%	41%
Harney	4.1%	25%	8%
Jefferson	4.1%	69%	50%
Klamath	4.1%	89%	11%
Lake	4.1%	58%	•
Wheeler	4.1%	•	•

## Oregon’s COVID-19 Community Spread

Oregon’ public health officials and the CDC have developed evidenced-based metrics to track COVID-19 community spread. The indicators are determined by case rates and test positivity in the previous week. If the two indicators suggest different transmission levels, the higher level is selected.

Hover over a county for more information



### Statewide

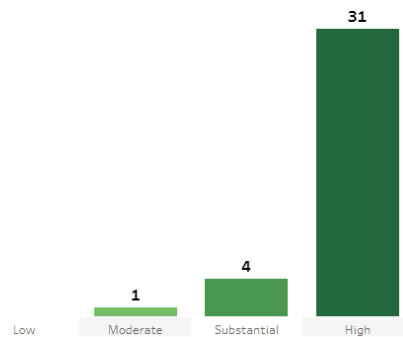
Week of **11/7/2021**  
**139.1** cases per 100k residents  
**6.5%** test positivity

### Community Transmission

- High
- Substantial
- Moderate

### Counties by Level of Community Transmission

Select a bar to highlight the counties in that level of community transmission.



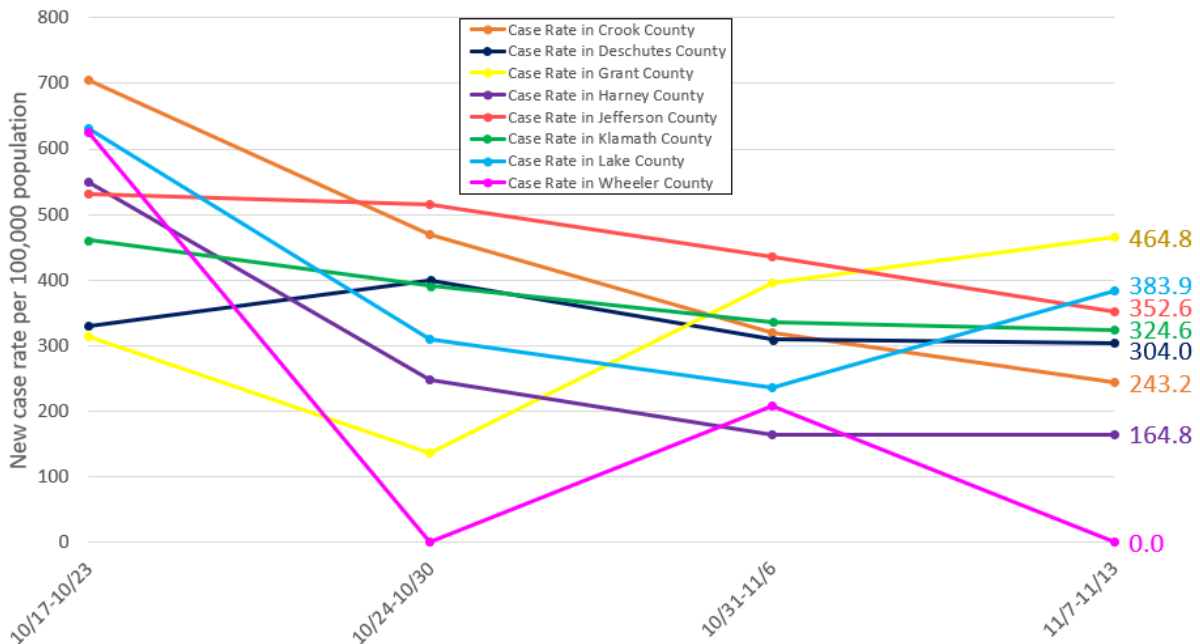
Indicators	Low Transmission	Moderate Transmission	Substantial Transmission	High Transmission
Total new cases per 100,000 persons in the past 7 days	<10.0	10.0 to <50.0	50.0 to <100.0	≥100.0
Percentage of test positivity over 14 days	<5.0%	5.0% to <8.0%	8.0% to <10.0%	≥10.0%

## COVID-19 School Advisory Metrics Data

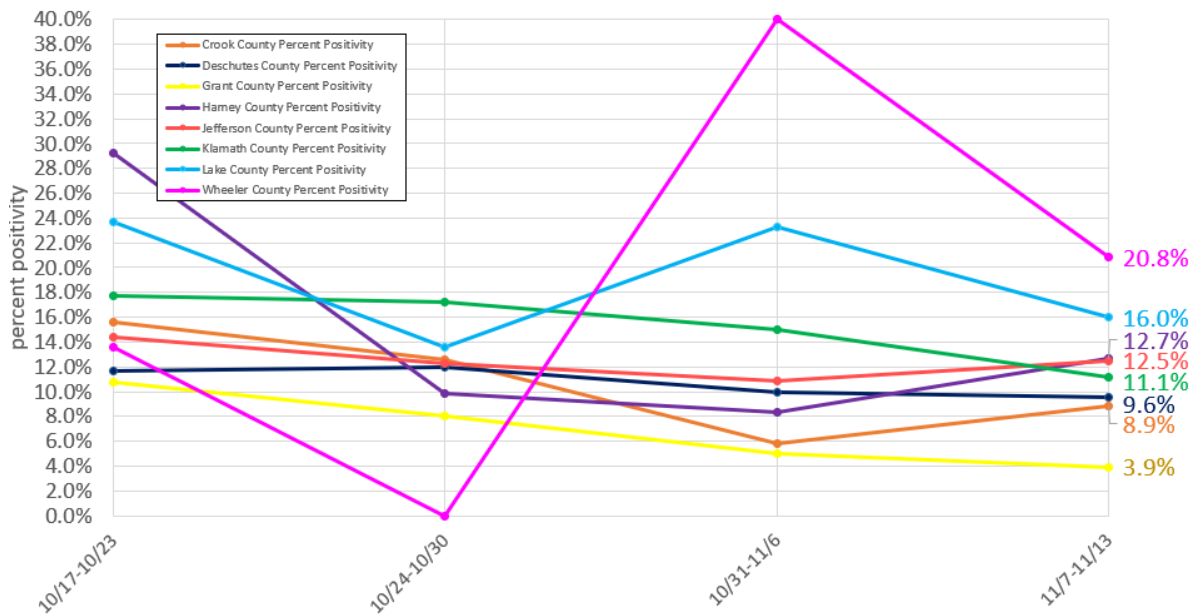
The rescinding the Governor's executive orders on 6/30/21 for K-12 schools, higher education, and childcare means a shift to a more traditional, local decision-making model for communities when it comes to serving the health and safety needs of students and children. Schools will still be expected to comply with longstanding regulations around the control of infectious diseases, and to have a communicable disease management plan.

More details about school reopening planning can be found on the [ODE's Ready Schools, Safe Learners information page](#).

**Region 7 Weekly Case Rate per 100,000 Population**



**Region 7 Weekly Test Positivity**



## COVID-19 Situation in Oregon

- Oregon COVID-19 Cases: 384,062 (+5,888)
- Oregon COVID-19 Deaths: 4,914 (+164)
- Total number of tests for COVID-19: 7,918,587 (+119,869)

Oregon data is as of 11/19/21, 12:01AM Pacific Time. Information on case counts and deaths for all Oregon counties, as well as demographic information for all Oregon cases and deaths, can be found on [Oregon Health Authority's COVID-19 page](#).

## COVID-19 Situation in California

- California COVID-19 Cases: 4,758,297 cases (+38,701)
- California COVID-19 Deaths: 73,000 deaths (+712)

California data is as of 11/19/21, 11:00AM Pacific Time. Information on case counts and deaths for California can be found on [California's COVID-19 data tracker](#).

## COVID-19 California Updates this Week

- No new updates this week.

## COVID-19 Situation in Idaho

- Idaho COVID-19 Cases: 303,050 cases (+3,474)
- Idaho COVID-19 Deaths: 3,845 deaths (+110)

Idaho data is as of 11/19/21, 11:00AM Mountain Time. Information on case counts and deaths in Idaho State by county can be found on [Idaho's COVID-19 data tracker](#).

### COVID-19 Idaho Updates this Week

- The Idaho Department of Health and Welfare and Southwest District Health announces first Idaho confirmed death of an Idaho child due to COVID-19. Visit the [Southwest District Health news release](#).

---

## COVID-19 Situation in Washington State

- Washington State COVID-19 Cases: 762,118 cases (+11,641)
- Washington State COVID-19 Deaths: 9,110 deaths (+176)

Washington State data is as of 11/19/21, 4:02PM Pacific Time. Information on case counts and deaths in Washington State by county can be found on [Washington State's COVID-19 data tracker](#).

### COVID-19 Updates this Week

- No new updates this week.

---

## COVID-19 Situation in the U.S.

- U.S. COVID-19 Cases: 47,352,367 cases
- U.S. COVID-19 Deaths: 764,473 deaths

U.S. data last updated 11/19/21, 3:25PM Eastern Time. Information on case counts and 9deaths for all states and U.S.-affiliated jurisdictions can be found on [CDC's COVID-19 data tracker](#).

---

## COVID-19 Situation Worldwide

- Global COVID-19 Cases: 255,324,963 cases
- Global COVID-19 Deaths: 5,127,696 deaths

Worldwide case count and death count estimates are posted on [WHO's COVID-19 dashboard](#). Estimates for worldwide COVID-19 case counts and deaths above are current as of 11/19/21, 4:50PM Central European Time.

#### For more local information and resources:

- For school information:
  - Visit the [Ready Schools, Safe Learners page for general information](#)
  - Visit the [current community COVID metrics page for Ready Schools, Safe Learners](#). To learn more about these metrics and benchmarks, [click here](#).
- County web resources for COVID-19:
  - Visit the [Crook County Public Health COVID-19 Information Page](#)
  - Visit the [Deschutes County COVID-19 Information Page](#)
  - Visit the [Grant County COVID-19 Information Page](#)
  - Visit the [Harney County Health Department COVID-19 Information Page](#)
  - Visit the [Jefferson County Public Health COVID-19 Information Page](#)
  - Visit the [Klamath County Public Health COVID-19 Information Page](#)
  - Visit the [Lake County COVID-19 Information Page](#)
  - Visit the [Wheeler County COVID-19 Information Page](#)
- Telephone resources:
  - Call the Oregon phone line for COVID-19 information at **2-1-1**
  - Call the OHSU phone line for seek guidance about symptoms and care for COVID-19 at **833-647-8222**. The hotline is open 8am-8pm, 7 days a week.
  - If you are 55 or older and feeling isolated or just want to have a friendly conversation, please call the [Senior Loneliness Line](#) at **503-200-1633**
  - If you are a teen and feeling lonely or anxious, you can call, text, or chat with other teens to talk about anything and everything. Call [YouthLine](#) at **877-968-8491** or text 'teen2teen' to **839863**, the helpline is open 4pm-10pm daily.

---

#### Region 7 Public Health Response

Crook, Deschutes, Grant, Harney, Jefferson, Klamath, Lake, and Wheeler County Public Health Departments regularly manage communicable disease outbreaks, and we are prepared to investigate and respond. When a case of COVID-19 is identified in our community, Public Health Professionals work on [contact tracing](#) to identify and notify individuals who might have been exposed.

We began preparing for local impacts of COVID-19 and regularly meeting with healthcare partners, Oregon Health Authority, and CDC in January 2020.

We continue to work closely with local schools, healthcare providers, emergency services, cities, businesses, and others to coordinate efforts and to share the most up-to-date information.

---



This situation update was compiled by the Crook, Deschutes, Grant, Harney, Jefferson, Klamath, Lake, and Wheeler County Health Departments. It will be updated with state, national, and worldwide situation data and sent every week.