

Central Eastern Southern Oregon

Region 7 COVID-19 Situation Update

September 17, 2021

COVID-19 Updates as of Today:

Data as of 9/17/21, 12:01AM Pacific Time

Region 7 COVID-19 Cases:

- 2,121 in Crook County (*increased by 133 since last Friday*)
- 16,400 in Deschutes County (*increased by 1,006 since last Friday*)
- 753 in Grant County (*increased by 38 since last Friday*)
- 768 in Harney County (*increased by 72 since last Friday*)
- 3,104 in Jefferson County (*increased by 89 since last Friday*)
- 6,378 in Klamath County (*increased by 294 since last Friday*)
- 660 in Lake County (*increased by 85 since last Friday*)
- 65 in Wheeler County (*increased by 3 since last Friday*)

Region 7 COVID-19 Deaths:

- 37 in Crook County
 - 100 in Deschutes County
 - 8 in Grant County
 - 13 in Harney County
 - 46 in Jefferson County
 - 91 in Klamath County
 - 8 in Lake County
 - 1 in Wheeler County
- **Since last Friday**, Oregon Health Authority reported that the total/cumulative number of known COVID-19 cases statewide increased by 13,150, bringing the total in Oregon to 309,841. There were 155 new COVID-19 deaths reported, bringing the total number of COVID-19 deaths in Oregon to 3,569.
 - CDC reports there are >41.7 million cases of COVID-19 in the United States.
 - Worldwide case counts are >226.8 million.

COVID-19 Oregon Highlights

- The Oregon Health Authority released its [COVID-19 Weekly Report](#). For the week of Monday, September 6 through Sunday, September 12, OHA recorded a 11% decrease from the previous week's daily new cases count. New hospitalizations have decreased 42% from the previous week.

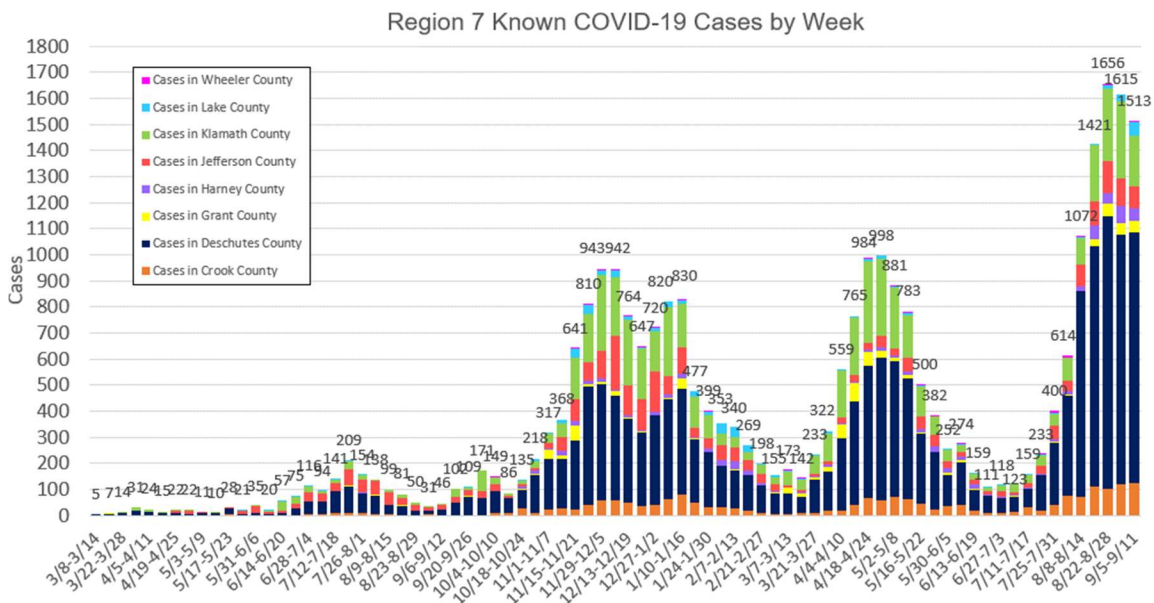
- The Oregon Health Authority released its [COVID-19 Breakthrough Report](#). For the week of Sunday August 22 through Saturday, August 28, OHA recorded 18.7% vaccine breakthrough cases.

COVID-19 Situation in Region 7

(Click here for source: [Oregon Health Authority Situation in Oregon](#))

The graph below shows the number of COVID-19 cases from Crook, Deschutes, Grant, Harney, Jefferson, Klamath, Lake, and Wheeler County each calendar week beginning the week of 3/1/20-3/7/20 (when the first cases were identified in Region 7).

Data for this week is not yet shown. This graph will be updated **weekly** to show the number of COVID-19 cases identified each week in Region 7.



This graph shows data based on the date a case first became identified as a case, which is the date Oregon Health Authority (OHA) uses for school metrics, public health indicator metrics, and other tracking purposes. This date differs from the date OHA reports a case publicly in news releases.

COVID-19 Vaccination Trends

County	Series in Progress	Series Complete	Total People	Total per 10,000
Crook	1,072	10,367	11,439	4,880
Deschutes	9,504	116,954	126,458	6,419

Grant	249	2,729	2,978	4,071
Harney	295	2,689	2,984	4,099
Jefferson	1,268	11,209	12,477	5,176
Klamath	3,324	27,470	30,794	4,524
Lake	230	2,665	2,895	3,585
Wheeler	62	628	690	4,792

Vaccination data is as of 9/17/21, 12:01AM Pacific Time. For more information, visit the [OHA COVID-19 Vaccination Trends dashboard](#).

COVID-19 Public Health Indicators for Monitoring

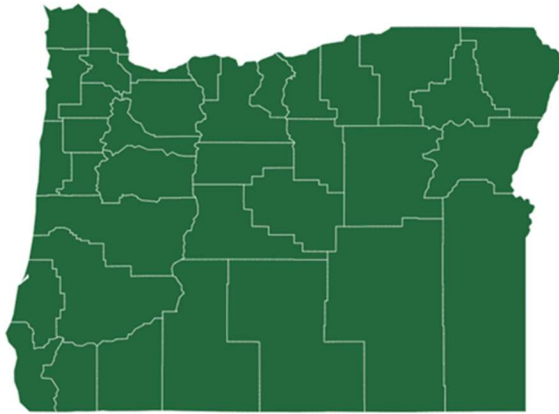
The indicators below are updated once per week. Data shown is for the week of 9/5/21. Green shading means the county is meeting the indicator, and orange shading means the county is not meeting the indicator. No shading or “•” indicates that the indicator does not apply due to small numbers. For more information, visit the [OHA Public Health Indicators dashboard](#).

County	% ED visits for COVID-like illness (lower is better on this indicator)	Percent of cases with follow up initiated within 24 hours (goal is above 95%)	Percent of cases traced to a known source in last 7 days (goal is above 70%)
Oregon	4.1%	36%	13%
Crook	4.1%	95%	32%
Deschutes	4.1%	73%	27%
Grant	4.1%	96%	24%
Harney	4.1%	90%	35%
Jefferson	4.1%	89%	41%
Klamath	4.1%	97%	16%
Lake	4.1%	74%	•
Wheeler	4.1%	50%	•

Oregon's COVID-19 Community Spread

Oregon' public health officials and the CDC have developed evidenced-based metrics to track COVID-19 community spread. The indicators are determined by case rates and test positivity in the previous week. If the two indicators suggest different transmission levels, the higher level is selected.

Hover over a county to see more information



Statewide

Community Transmission

■ High

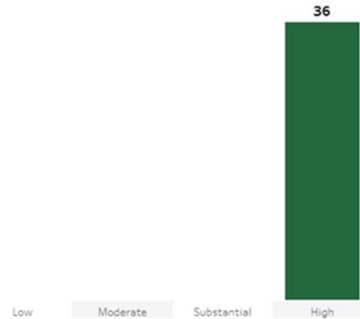
Week of **9/5/2021**

329.3 cases per 100k residents

12.0% test positivity

Select one of the bars below to highlight the counties in that level of community transmission.

Counties by Level of Community Transmission



Indicators

Total new cases per 100,000 persons in the past 7 days

Percentage of test positivity over 14 days

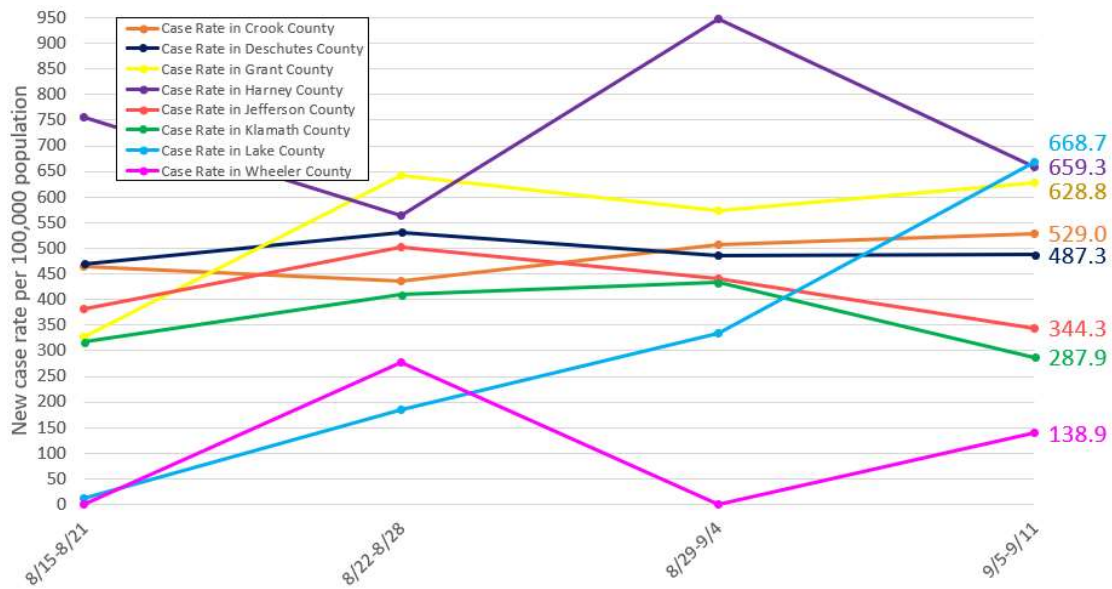
	Low Transmission	Moderate Transmission	Substantial Transmission	High Transmission
Total new cases per 100,000 persons in the past 7 days	<10.0	10.0 to <50.0	50.0 to <100.0	≥100.0
Percentage of test positivity over 14 days	<5.0%	5.0% to <8.0%	8.0% to <10.0%	≥10.0%

COVID-19 School Advisory Metrics Data

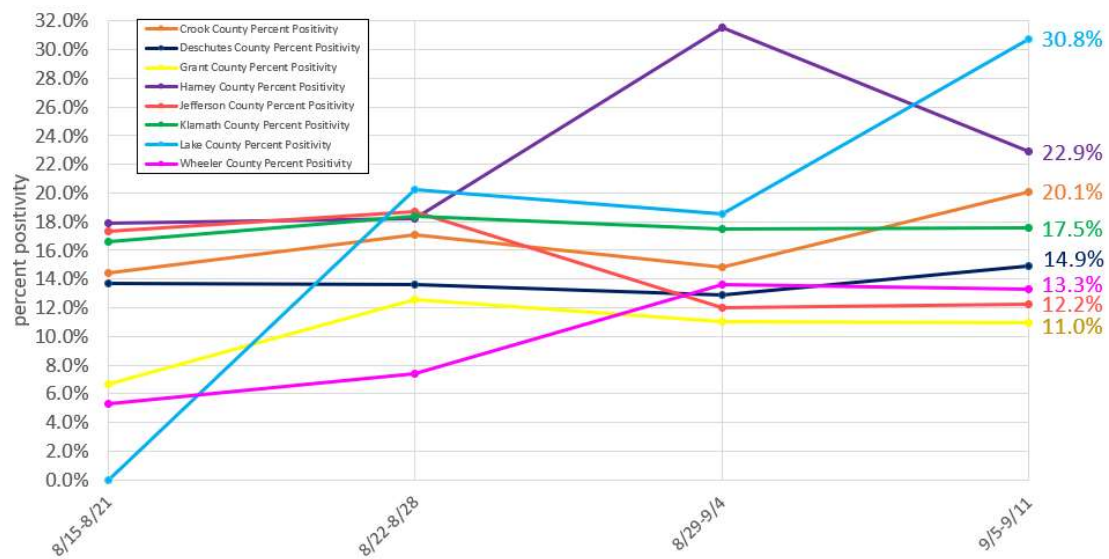
The rescinding the Governor's executive orders on 6/30/21 for K-12 schools, higher education, and childcare means a shift to a more traditional, local decision-making model for communities when it comes to serving the health and safety needs of students and children. Schools will still be expected to comply with longstanding regulations around the control of infectious diseases, and to have a communicable disease management plan.

More details about school reopening planning can be found can be found on the [ODE's Ready Schools, Safe Learners information page](#).

Region 7 Weekly Case Rate per 100,000 Population



Region 7 Weekly Test Positivity



COVID-19 Situation in Oregon

- Oregon COVID-19 Cases: 309,841 (+13,016)
- Oregon COVID-19 Deaths: 3,569 (+155)
- Total number of tests for COVID-19: 6,676,193 (+144,619)

Oregon data is as of 9/17/21, 12:01AM Pacific Time. Information on case counts and deaths for all Oregon counties, as well as demographic information for all Oregon cases and deaths, can be found on [Oregon Health Authority's COVID-19 page](#).

COVID-19 Situation in California

- California COVID-19 Cases: 4,397,469 cases (+65,864)
- California COVID-19 Deaths: 67,358 deaths (+936)

California data is as of 9/17/21, 11:00AM Pacific Time. Information on case counts and deaths for California can be found on [California's COVID-19 data tracker](#).

COVID-19 California Updates this Week

- Now new updates this week.
-

COVID-19 Situation in Idaho

- Idaho COVID-19 Cases: 241,263 cases (+8,633)
- Idaho COVID-19 Deaths: 2,613 deaths (+153)

Idaho data is as of 9/17/21, 11:00AM Mountain Time. Information on case counts and deaths in Idaho State by county can be found on [Idaho's COVID-19 data tracker](#).

COVID-19 Idaho Updates this Week

- No new updates this week.
-

COVID-19 Situation in Washington State

- Washington State COVID-19 Cases: 620,752 cases (+23,020)
- Washington State COVID-19 Deaths: 7,201 deaths (+283)

Washington State data is as of 9/17/21, 12:01PM Pacific Time. Information on case counts and deaths in Washington State by county can be found on [Washington State's COVID-19 data tracker](#).

COVID-19 Updates this Week

- No new updates this week.
-

COVID-19 Situation in the U.S.

- U.S. COVID-19 Cases: 41,754,903 cases
- U.S. COVID-19 Deaths: 668,442 deaths

U.S. data last updated 9/17/21, 2:49PM Eastern Time. Information on case counts and deaths for all states and U.S.-affiliated jurisdictions can be found on [CDC's COVID-19 data tracker](#).

COVID-19 Situation Worldwide

- Global COVID-19 Cases: 226,844,344 cases
- Global COVID-19 Deaths: 4,666,334 deaths

Worldwide case count and death count estimates are posted on [WHO's COVID-19 dashboard](#). Estimates for worldwide COVID-19 case counts and deaths above are current as of 9/17/21, 5:20PM Central European Time.

For more local information and resources:

- For school information:
 - Visit the [Ready Schools, Safe Learners page for general information](#)
 - Visit the [current community COVID metrics page for Ready Schools, Safe Learners](#). To learn more about these metrics and benchmarks, [click here](#).
- County web resources for COVID-19:
 - Visit the [Crook County Public Health COVID-19 Information Page](#)
 - Visit the [Deschutes County COVID-19 Information Page](#)
 - Visit the [Grant County COVID-19 Information Page](#)
 - Visit the [Harney County Health Department COVID-19 Information Page](#)
 - Visit the [Jefferson County Public Health COVID-19 Information Page](#)
 - Visit the [Klamath County Public Health COVID-19 Information Page](#)
 - Visit the [Lake County COVID-19 Information Page](#)
 - Visit the [Wheeler County COVID-19 Information Page](#)
- Telephone resources:
 - Call the Oregon phone line for COVID-19 information at **2-1-1**
 - Call the OHSU phone line for seek guidance about symptoms and care for COVID-19 at **833-647-8222**. The hotline is open 8am-8pm, 7 days a week.
 - If you are 55 or older and feeling isolated or just want to have a friendly conversation, please call the [Senior Loneliness Line](#) at **503-200-1633**
 - If you are a teen and feeling lonely or anxious, you can call, text, or chat with other teens to talk about anything and everything. Call [YouthLine](#) at **877-968-8491** or text 'teen2teen' to **839863**, the helpline is open 4pm-10pm daily.

Region 7 Public Health Response

Crook, Deschutes, Grant, Harney, Jefferson, Klamath, Lake, and Wheeler County Public Health Departments regularly manage communicable disease outbreaks, and we are

prepared to investigate and respond. When a case of COVID-19 is identified in our community, Public Health Professionals work on [contact tracing](#) to identify and notify individuals who might have been exposed.

We began preparing for local impacts of COVID-19 and regularly meeting with healthcare partners, Oregon Health Authority, and CDC in January 2020.

We continue to work closely with local schools, healthcare providers, emergency services, cities, businesses, and others to coordinate efforts and to share the most up-to-date information.

This situation update was compiled by the Crook, Deschutes, Grant, Harney, Jefferson, Klamath, Lake, and Wheeler County Health Departments. It will be updated with state, national, and worldwide situation data and sent every week.