

Central Eastern Southern Oregon

Region 7 COVID-19 Situation Update

April 15, 2021

COVID-19 Updates as of Today:

Data as of 4/15/21, 12:01AM Pacific Time

Region 7 COVID-19 Cases:

- 853 in Crook County (*increased by 25 since last Thursday*)
- 6,929 in Deschutes County (*increased by 346 since last Thursday*)
- 379 in Grant County (*increased by 72 since last Thursday*)
- 304 in Harney County (*increased by 6 since last Thursday*)
- 2,0568 in Jefferson County (*increased by 28 since last Thursday*)
- 3,365 in Klamath County (*increased by 205 since last Thursday*)
- 411 in Lake County (*increased by 4 since last Thursday*)
- 25 in Wheeler County (*remained the same since last Thursday*)

Region 7 COVID-19 Deaths:

- 19 in Crook County
 - 72 in Deschutes County
 - 4 in Grant County
 - 6 in Harney County
 - 32 in Jefferson County
 - 58 in Klamath County
 - 6 in Lake County
 - 1 in Wheeler County
- **Since last Thursday**, Oregon Health Authority reported that the total/cumulative number of known COVID-19 cases statewide increased by 4,230, bringing the total in Oregon to 172,931. There were 16 new COVID-19 deaths reported, bringing the total number of COVID-19 deaths in Oregon to 2,455.
- CDC reports there are >31.2 million cases of COVID-19 in the United States.
 - Worldwide case counts are >137.8 million.

COVID-19 Oregon Highlights

- The Oregon Health Authority released its [COVID-19 Weekly Report](#). For the week of Monday, April 5 through Sunday, April 11, OHA recorded a 26% increase from the previous week's daily new cases count. Hospitalizations increased from the previous week.

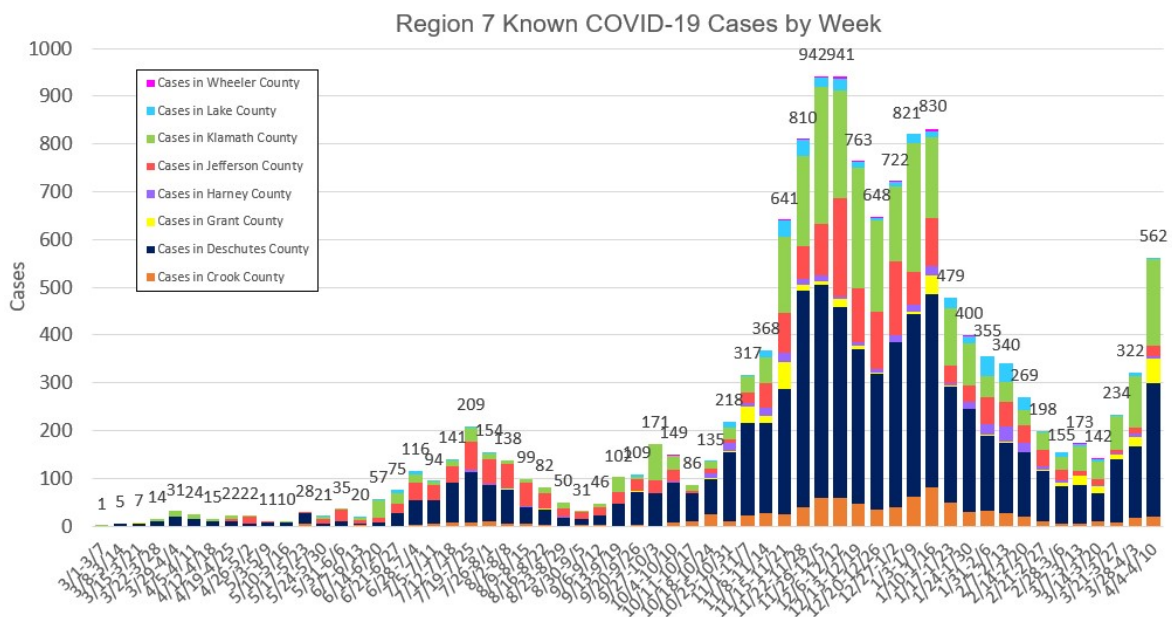
- The Oregon Health Authority issues pause on administering the Johnson & Johnson vaccine out of an abundance of caution as CDC and FDA review six cases of a rare and severe blood clot after vaccination. See the [Oregon Health Authority news release](#).
- The Oregon Health Authority has identified 168 COVID-19 vaccine breakthrough cases through April 2, including 3 deaths, reported in 25 counties and all regions. See the [Oregon Health Authority news release](#).

COVID-19 Situation in Region 7

[\(Click here for source: Oregon Health Authority Situation in Oregon\)](#)

The graph below shows the number of COVID-19 cases from Crook, Deschutes, Grant, Harney, Jefferson, Klamath, Lake, and Wheeler County each calendar week beginning the week of 3/1/20-3/7/20 (when the first cases were identified in Region 7).

Data for this week is not yet shown. This graph will be updated **weekly** to show the number of COVID-19 cases identified each week in Region 7.



This graph shows data based on the date a case first became identified as a case, which is the date Oregon Health Authority (OHA) uses for school metrics, public health indicator metrics, and other tracking purposes. This date differs from the date OHA reports a case publicly in news releases.

COVID-19 Vaccination Trends

We know it will take some time before every Oregonian who wants to get the vaccine can get their two shots, Oregon Health Authority will follow a phased approach.

| County | Series in Progress | Fully Vaccinated | Total People | Total per 10,000 |
|-----------|--------------------|------------------|--------------|------------------|
| Crook | 1,763 | 5,055 | 6,818 | 2,908.6 |
| Deschutes | 25,472 | 52,769 | 78,241 | 4,053.9 |
| Grant | 747 | 1,309 | 2,056 | 2,793.5 |
| Harney | 404 | 1,694 | 2,098 | 2,850.5 |
| Jefferson | 2,426 | 5,261 | 7,687 | 3,224.1 |
| Klamath | 4,618 | 14,734 | 19,352 | 2,838.0 |
| Lake | 320 | 1,703 | 2,023 | 2,503.4 |
| Wheeler | 82 | 493 | 575 | 3,998.6 |

Vaccination data is as of 4/15/21, 12:01AM Pacific Time. For more information, visit the [OHA COVID-19 Vaccination Trends dashboard](#).

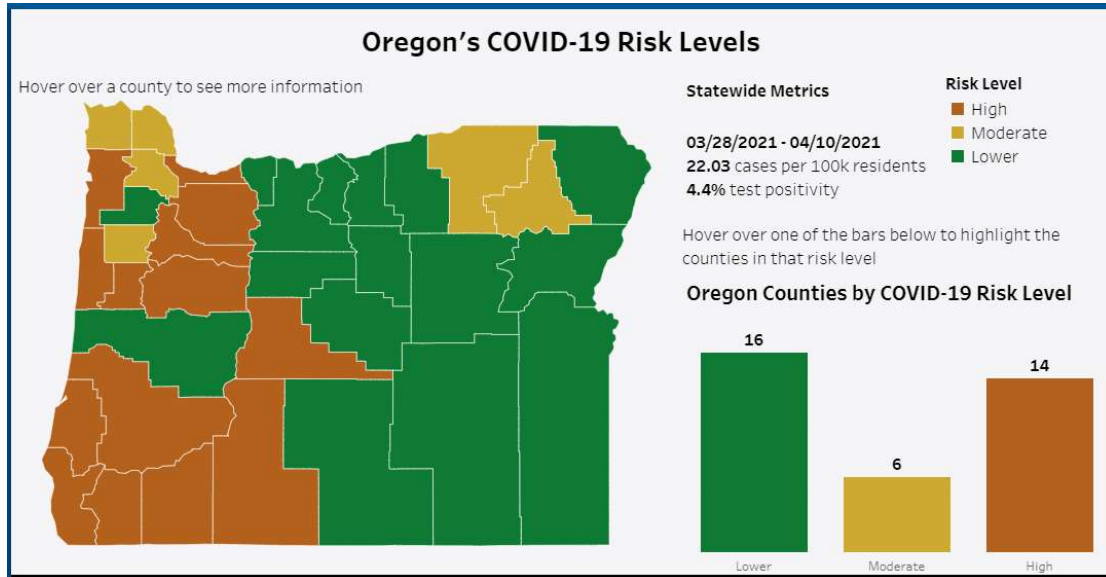
COVID-19 Public Health Indicators for Monitoring

The indicators below are updated once per week. Data shown is for the week of 4/4/21. Green shading means the county is meeting the indicator, and orange shading means the county is not meeting the indicator. No shading or “•” indicates that the indicator does not apply due to small numbers. For more information, visit the [OHA Public Health Indicators dashboard](#).

| County | % ED visits for COVID-like illness (lower is better on this indicator) | Percent of cases with follow up initiated within 24 hours (goal is above 95%) | Percent of cases traced to a known source in last 7 days (goal is above 70%) |
|-----------|--|---|--|
| Oregon | 1.5% | 84% | 36.2% |
| Crook | 1.5% | 100% | 47.4% |
| Deschutes | 1.5% | 93% | 38.3% |
| Grant | 1.5% | 16% | 14.0% |
| Harney | 1.5% | 100% | 100.0% |
| Jefferson | 1.5% | 95% | 38.1% |
| Klamath | 1.5% | 99% | 39.3% |
| Lake | 1.5% | 100% | • |
| Wheeler | 1.5% | • | • |

Oregon's COVID-19 Risk Levels

This map shows the indicator OHA is tracking to monitor COVID-19 risk in Oregon counties. As counties begin to open back up, we want to be sure the risk of COVID-19 in Oregon remains low enough to keep Oregonians safe. For more information, visit the [OHA Public Health Indicators dashboard](#). This dashboard is updated weekly.

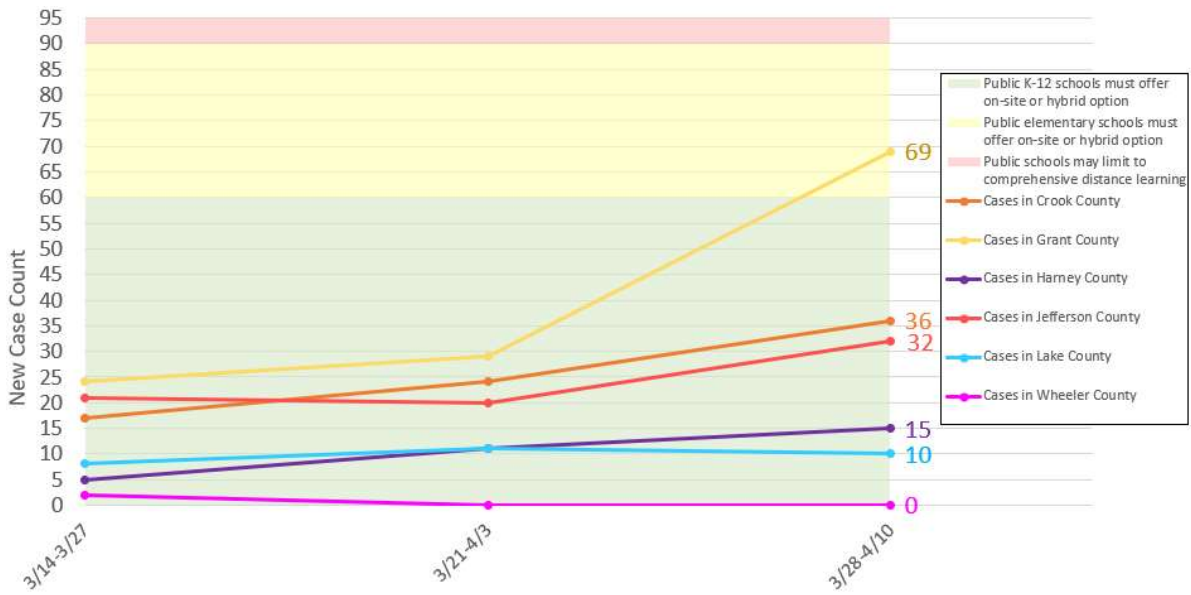


COVID-19 School Metrics Data

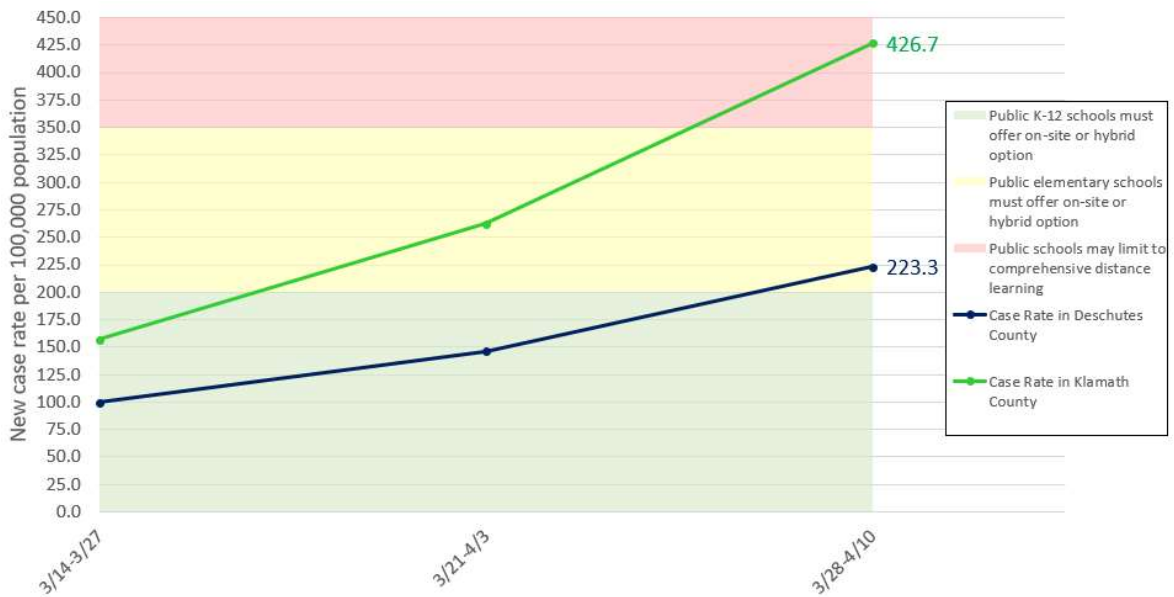
Oregon public health officials have developed metrics to help school boards and school districts make decisions about how they can safely reopen schools. School reopening decisions are based on these metrics.

More details about the use of public health metrics in school reopening can be found on the [ODE's Ready Schools, Safe Learners information page](#).

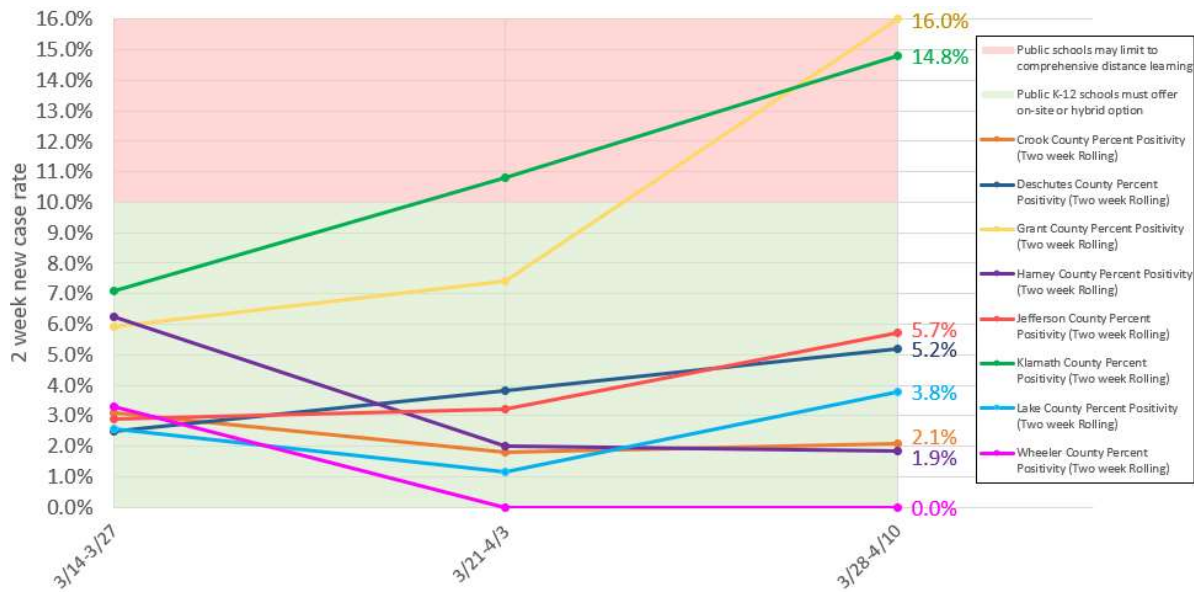
Region 7 Small-Medium County Two-week Known COVID-19 Cases



Region 7 Large County Two-week Case Rate per 100,000 Population



Region 7 Two Week Test Positivity



COVID-19 Situation in Oregon

- Oregon COVID-19 Cases: 172,931
- Oregon COVID-19 Deaths: 2,455
- Total number of tests for COVID-19: 4,388,954

Oregon data is as of 4/15/21, 12:01AM Pacific Time. Information on case counts and deaths for all Oregon counties, as well as demographic information for all Oregon cases and deaths, can be found on [Oregon Health Authority's COVID-19 page](#).

COVID-19 Situation in California

- California COVID-19 Cases: 3,608,898 cases
- California COVID-19 Deaths: 59,508 deaths

California data is as of 4/15/21, 11:00AM Pacific Time. Information on case counts and deaths for California can be found on [California's COVID-19 data tracker](#).



STATEWIDE METRICS

4.8 New COVID-19 positive cases per day per 100K

1.8% Positivity rate (7-day average)

31.9% ICU availability

Find a county

Click on the map for updated metrics

COUNTY RISK LEVELS

| Risk Level | Counties | Population | Percentage |
|-------------|----------|------------|------------|
| Substantial | 22 | 6,828,624 | 17.0% |
| Moderate | 33 | 33,266,239 | 82.9% |
| Minimal | 3 | 34,297 | 0.1% |

All California statewide metric [data and tier assignments](#) are based on results from week ending April 3, updated as of 4/13/21.

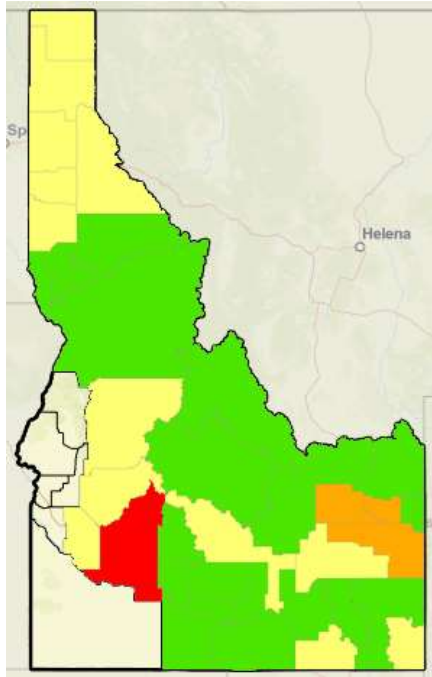
COVID-19 California Updates this Week

- No new updates this week.

COVID-19 Situation in Idaho

- Idaho COVID-19 Cases: 184,557 cases
- Idaho COVID-19 Deaths: 2,015 deaths

Idaho data last updated 4/15/21, 11:00AM Mountain Time. Information on case counts and deaths in Washington State by county can be found on [Idaho's COVID-19 data tracker](#).



Idaho's Transmission Risk Levels are updated weekly, visit the [Idaho COVID-19 Transmission Risk Levels interactive map](#).

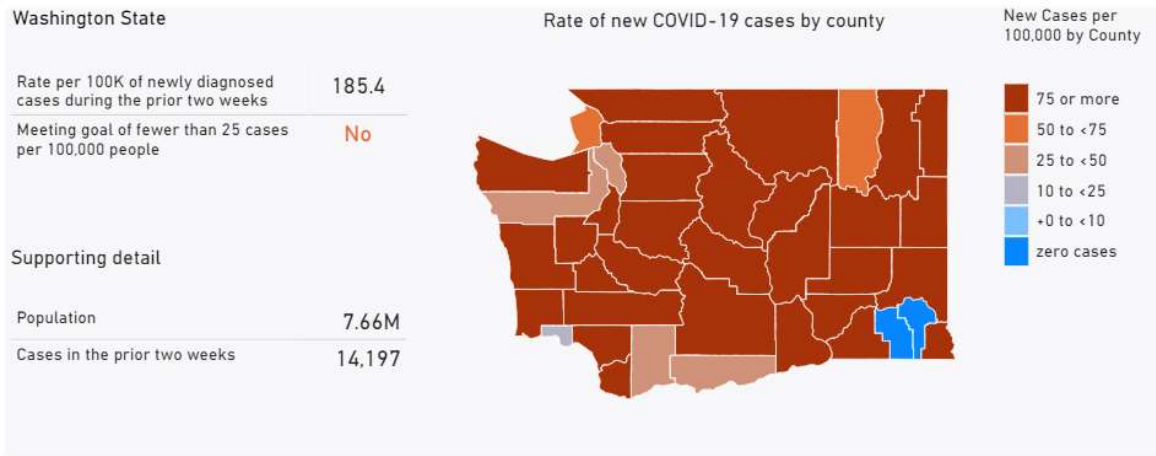
COVID-19 Idaho Updates this Week

- No new updates this week.

COVID-19 Situation in Washington State

- Washington State COVID-19 Cases: 381,725 cases
- Washington State COVID-19 Deaths: 5,362 deaths

Washington State data last updated 4/15/21, 4:00PM Pacific Time. Information on case counts and deaths in Washington State by county can be found on [Washington State's COVID-19 data tracker](#).



Washington State Road to Recovery Phase and Risk Assessment metric data is updated weekly, visit [Washington State's COVID-19 Risk Assessment dashboard](#) for more information.

COVID-19 Updates this Week

- Governor Jay Inslee announces rollback of three counties not meeting Phase 3 Health Washington metrics for reopening activities. See the [Washington Governor news release](#).
- The Washington State Department of Health reports 217 COVID-19 vaccine breakthrough cases among vaccinated individuals as of April 3 in 24 of Washington's 39 counties. See the [Washington State Department of Health news release](#).

COVID-19 Situation in the U.S.

- U.S. COVID-19 Cases: 31,231,869 cases
- U.S. COVID-19 Deaths: 561,356 deaths

U.S. data last updated 4/15/21, 12:28PM Eastern Time. Information on case counts and deaths for all states and U.S.-affiliated jurisdictions can be found on [CDC's COVID-19 data tracker](#).

COVID-19 Situation Worldwide

- Global COVID-19 Cases: 137,866,311 cases
- Global COVID-19 Deaths: 2,965,707 deaths

Worldwide case count and death count estimates are posted on [WHO's COVID-19 dashboard](#). Estimates for worldwide COVID-19 case counts and deaths above are current as of 4/15/21, 3:22PM Central European Time.

For more local information and resources:

- For school information:
 - Visit the [Ready Schools, Safe Learners page for general information](#)
 - Visit the [current community COVID metrics page for Ready Schools, Safe Learners](#). To learn more about these metrics and benchmarks, [click here](#).
- County web resources for COVID-19:
 - Visit the [Crook County Public Health COVID-19 Information Page](#)
 - Visit the [Deschutes County COVID-19 Information Page](#)
 - Visit the [Grant County COVID-19 Information Page](#)
 - Visit the [Harney County Health Department COVID-19 Information Page](#)
 - Visit the [Jefferson County Public Health COVID-19 Information Page](#)
 - Visit the [Klamath County Public Health COVID-19 Information Page](#)
 - Visit the [Lake County COVID-19 Information Page](#)
 - Visit the [Wheeler County COVID-19 Information Page](#)
- Telephone resources:
 - Call the Oregon phone line for COVID-19 information at **2-1-1**
 - Call the OHSU phone line for seek guidance about symptoms and care for COVID-19 at **833-647-8222**. The hotline is open 8am-8pm, 7 days a week.
 - If you are 55 or older and feeling isolated or just want to have a friendly conversation, please call the [Senior Loneliness Line](#) at **503-200-1633**
 - If you are a teen and feeling lonely or anxious, you can call, text, or chat with other teens to talk about anything and everything. Call [YouthLine](#) at **877-968-8491** or text 'teen2teen' to **839863**, the helpline is open 4pm-10pm daily.

Region 7 Public Health Response

Crook, Deschutes, Grant, Harney, Jefferson, Klamath, Lake, and Wheeler County Public Health Departments regularly manage communicable disease outbreaks, and we are prepared to investigate and respond. When a case of COVID-19 is identified in our community, Public Health Nurses work on [contact tracing](#) to identify and notify individuals who might have been exposed.

We began preparing for local impacts of COVID-19 and regularly meeting with healthcare partners, Oregon Health Authority, and CDC in January 2020.

We continue to work closely with local schools, healthcare providers, emergency services, cities, businesses, and others to coordinate efforts and to share the most up-to-date information.

This situation update was compiled by the Crook, Deschutes, Grant, Harney, Jefferson, Klamath, Lake, and Wheeler County Health Departments. It will be updated with state, national, and worldwide situation data and sent every week.