

# Central Eastern Southern Oregon

## Region 7 COVID-19 Situation Update

May 13, 2021

### COVID-19 Updates as of Today:

Data as of 5/13/21, 12:01AM Pacific Time

#### Region 7 COVID-19 Cases:

- 1,113 in Crook County (*increased by 68 since last Thursday*)
- 8,960 in Deschutes County (*increased by 496 since last Thursday*)
- 509 in Grant County (*increased by 8 since last Thursday*)
- 344 in Harney County (*increased by 11 since last Thursday*)
- 2,198 in Jefferson County (*increased by 48 since last Thursday*)
- 4,411 in Klamath County (*increased by 194 since last Thursday*)
- 451 in Lake County (*increased by 8 since last Thursday*)
- 32 in Wheeler County (*increased by 6 since last Thursday*)

#### Region 7 COVID-19 Deaths:

- 22 in Crook County
  - 74 in Deschutes County
  - 5 in Grant County
  - 8 in Harney County
  - 37 in Jefferson County
  - 64 in Klamath County
  - 7 in Lake County
  - 1 in Wheeler County
- **Since last Thursday**, Oregon Health Authority reported that the total/cumulative number of known COVID-19 cases statewide increased by 4,684, bringing the total in Oregon to 193,732. There were 59 new COVID-19 deaths reported, bringing the total number of COVID-19 deaths in Oregon to 2,572.
  - CDC reports there are >32.6 million cases of COVID-19 in the United States.
  - Worldwide case counts are >160.0 million.

---

### COVID-19 Oregon Highlights

- The Oregon Health Authority released its [COVID-19 Weekly Report](#). For the week of Monday, May 3 through Sunday, May 9, OHA recorded a 12% decrease from the previous week's daily new cases count. New hospitalizations have decreased the previous week.

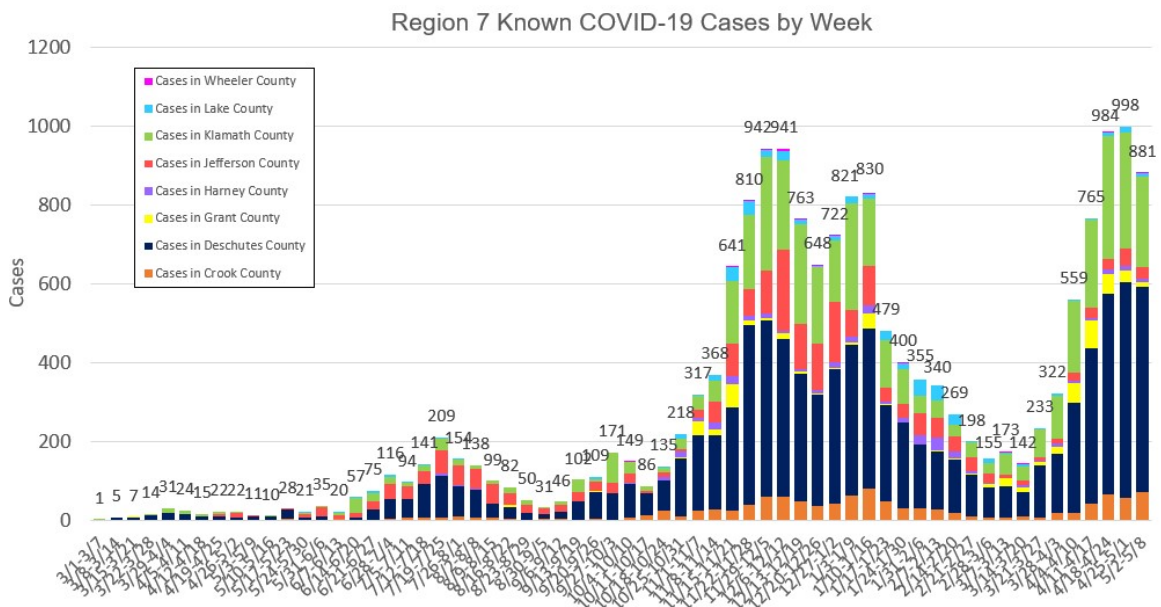
- Western States Scientific Safety Review Workgroup finds Pfizer vaccine is safe and effective for 12-15-year-olds. Visit the [State of Oregon news release](#).
- Governor Brown sets vaccination targets for Oregon to begin to reopen economy more fully. Visit the [State of Oregon news release](#).

## COVID-19 Situation in Region 7

[\(Click here for source: Oregon Health Authority Situation in Oregon\)](#)

The graph below shows the number of COVID-19 cases from Crook, Deschutes, Grant, Harney, Jefferson, Klamath, Lake, and Wheeler County each calendar week beginning the week of 3/1/20-3/7/20 (when the first cases were identified in Region 7).

Data for this week is not yet shown. This graph will be updated **weekly** to show the number of COVID-19 cases identified each week in Region 7.



This graph shows data based on the date a case first became identified as a case, which is the date Oregon Health Authority (OHA) uses for school metrics, public health indicator metrics, and other tracking purposes. This date differs from the date OHA reports a case publicly in news releases.

## COVID-19 Vaccination Trends

We know it will take some time before every Oregonian who wants to get the vaccine can get their two shots, Oregon Health Authority will follow a phased approach.

County	Series in Progress	Fully Vaccinated	Total People	Total per 10,000
--------	--------------------	------------------	--------------	------------------

Crook	1,650	6,762	8,412	3,589
Deschutes	19,578	79,271	98,849	5,017
Grant	305	2,153	2,458	3,360
Harney	214	2,035	2,249	3,089
Jefferson	1,756	7,371	9,127	3,786
Klamath	3,981	18,747	22,728	3,339
Lake	215	1,983	2,198	2,722
Wheeler	39	590	590	4,097

Vaccination data is as of 5/13/21, 12:01AM Pacific Time. For more information, visit the [OHA COVID-19 Vaccination Trends dashboard](#).

## COVID-19 Public Health Indicators for Monitoring

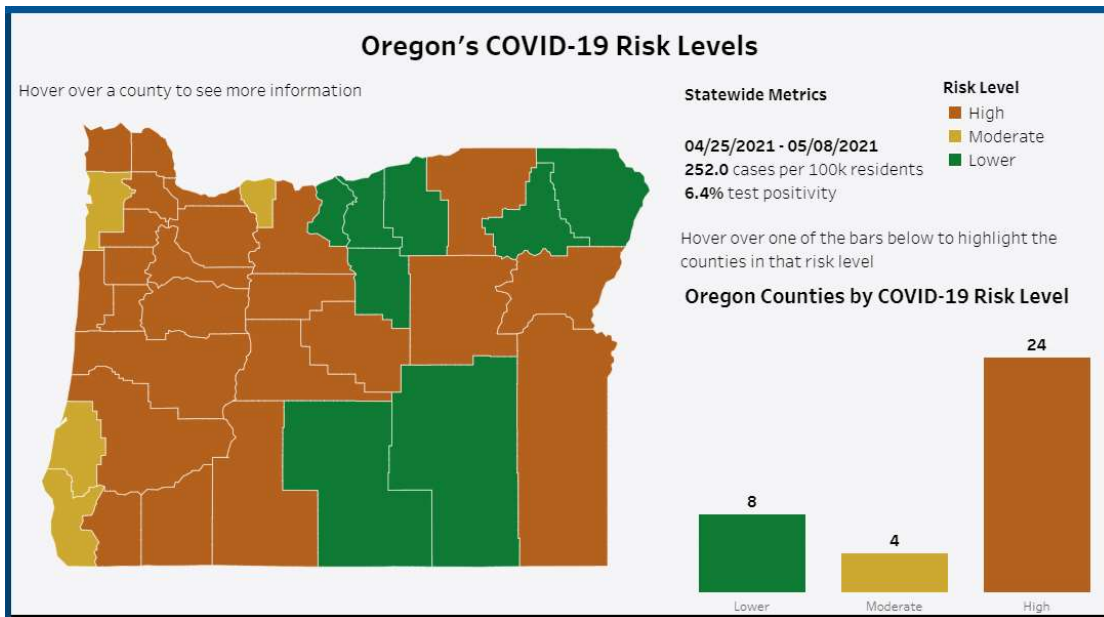
The indicators below are updated once per week. Data shown is for the week of 5/2/21. Green shading means the county is meeting the indicator, and orange shading means the county is not meeting the indicator. No shading or “•” indicates that the indicator does not apply due to small numbers. For more information, visit the [OHA Public Health Indicators dashboard](#).

County	% ED visits for COVID-like illness (lower is better on this indicator)	Percent of cases with follow up initiated within 24 hours (goal is above 95%)	Percent of cases traced to a known source in last 7 days (goal is above 70%)
Oregon	2.1%	77%	33.6%
Crook	2.1%	100%	45.1%
Deschutes	2.1%	93%	43.9%
Grant	2.1%	15%	•
Harney	2.1%	69%	22.2%
Jefferson	2.1%	100%	48.4%
Klamath	2.1%	78%	37.1%
Lake	2.1%	100%	42.9%
Wheeler	2.1%	•	•

## Oregon's COVID-19 Risk Levels

This map shows the indicator OHA is tracking to monitor COVID-19 risk in Oregon counties. As counties begin to open back up, we want to be sure the risk of COVID-19 in

Oregon remains low enough to keep Oregonians safe. For more information, visit the [OHA Public Health Indicators dashboard](#). This dashboard is updated weekly.

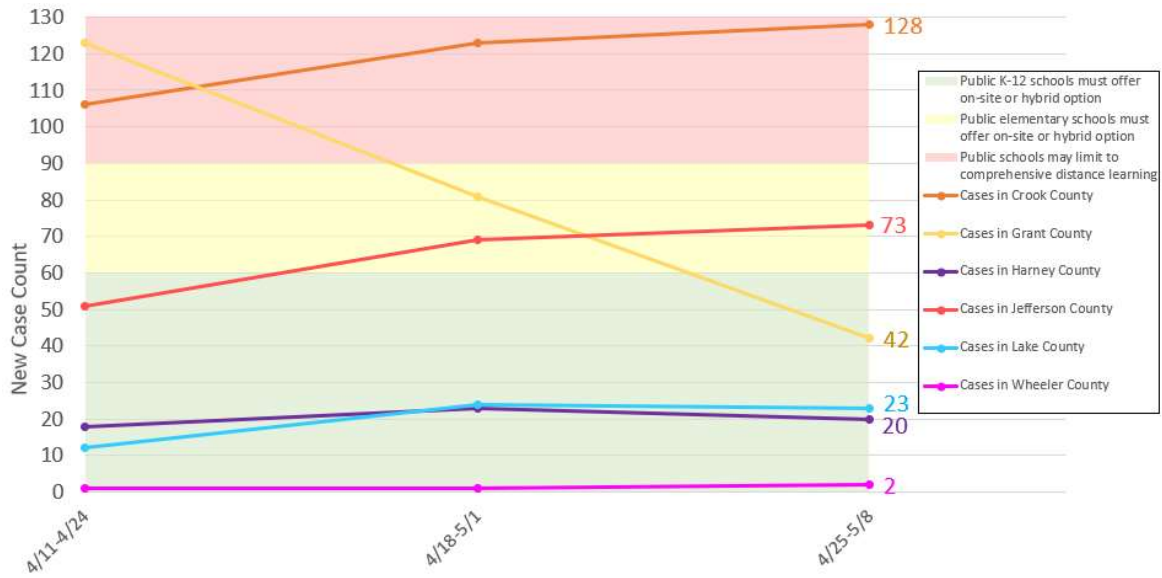


## COVID-19 School Metrics Data

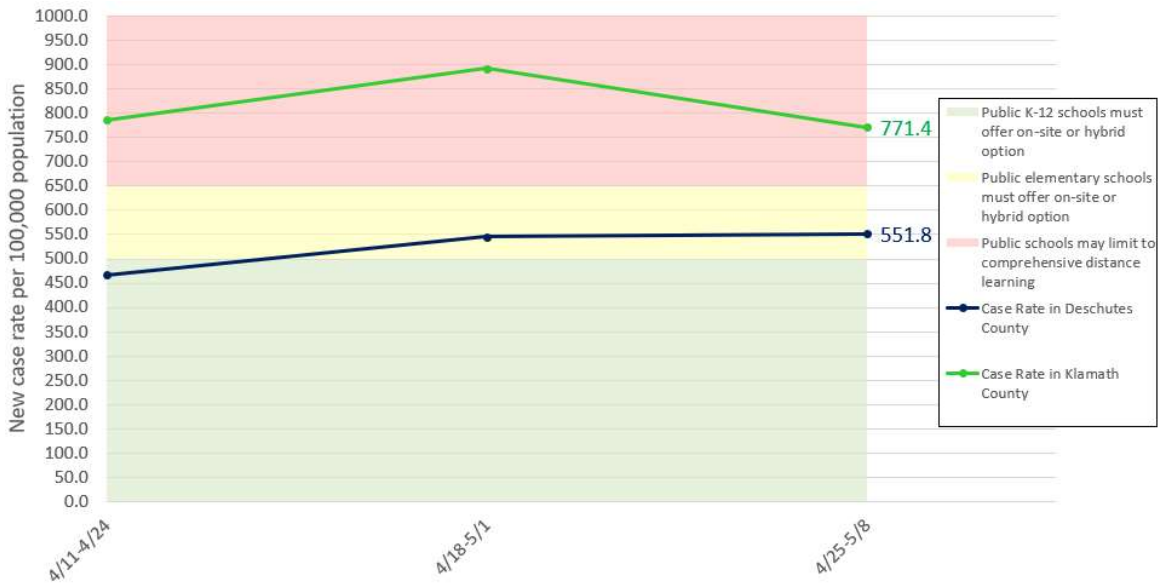
Oregon public health officials have developed metrics to help school boards and school districts make decisions about how they can safely reopen schools. School reopening decisions are based on these metrics.

More details about the use of public health metrics in school reopening can be found on the [ODE's Ready Schools, Safe Learners information page](#).

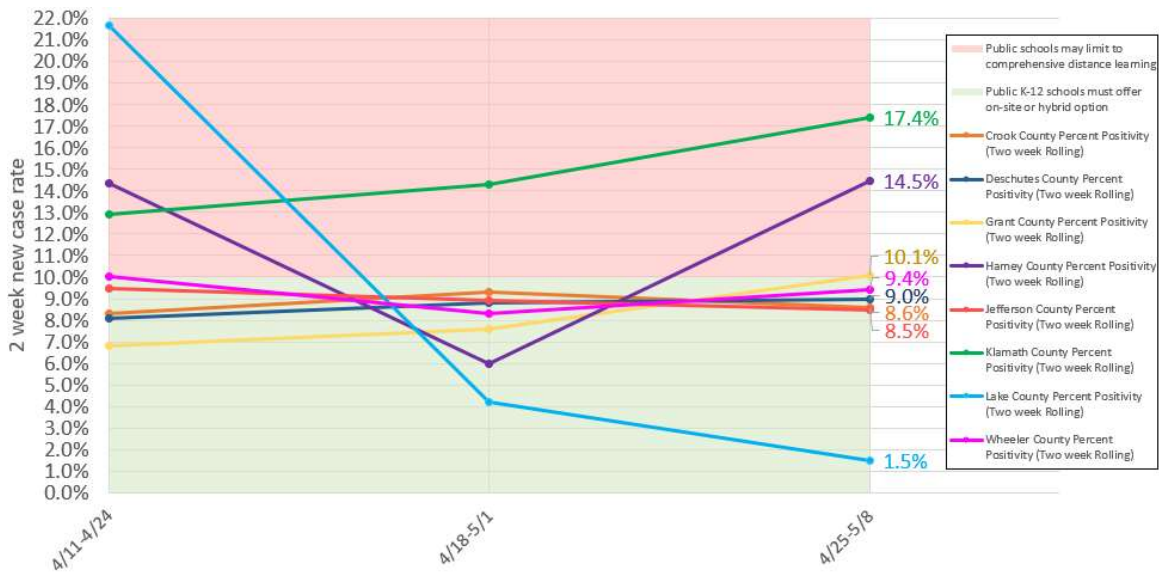
### Region 7 Small-Medium County Two-week Known COVID-19 Cases



**Region 7 Large County Two-week Case Rate per 100,000 Population**



**Region 7 Two Week Test Positivity**



## COVID-19 Situation in Oregon

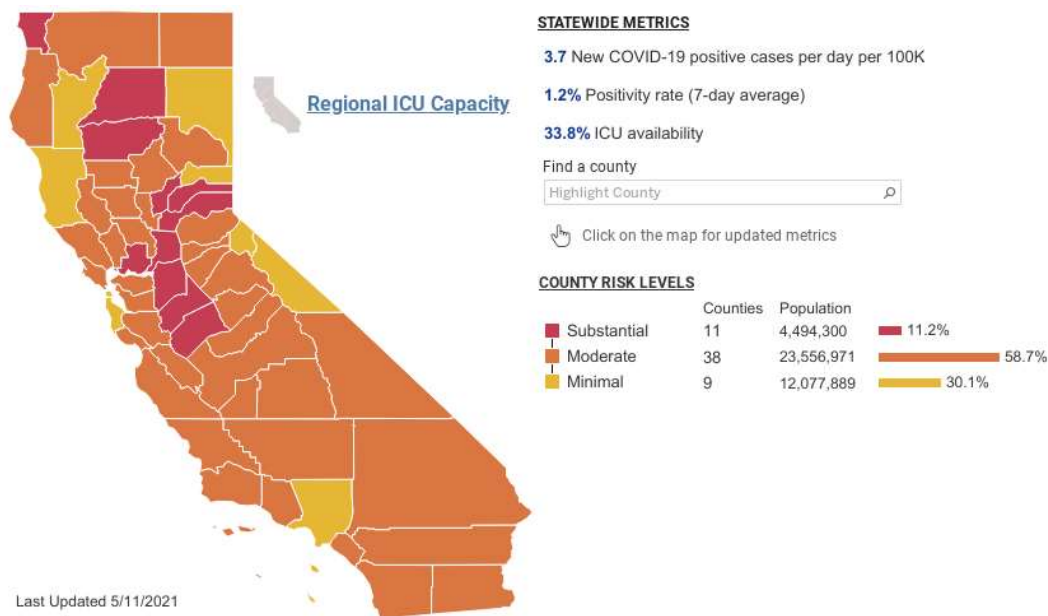
- Oregon COVID-19 Cases: 193,732
- Oregon COVID-19 Deaths: 2,572
- Total number of tests for COVID-19: 4,884,663

Oregon data is as of 5/13/21, 12:01AM Pacific Time. Information on case counts and deaths for all Oregon counties, as well as demographic information for all Oregon cases and deaths, can be found on [Oregon Health Authority's COVID-19 page](#).

## COVID-19 Situation in California

- California COVID-19 Cases: 3,659,641 cases
- California COVID-19 Deaths: 61,351 deaths

California data is as of 5/13/21, 11:00AM Pacific Time. Information on case counts and deaths for California can be found on [California's COVID-19 data tracker](#).



All California statewide metric [data and tier assignments](#) are based on results from week ending May 1, updated as of 5/11/21.

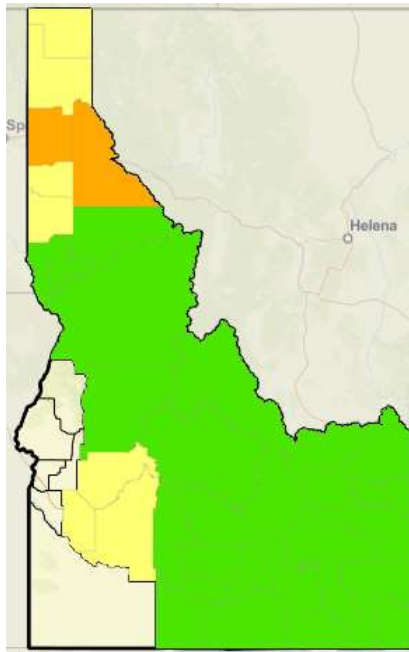
### COVID-19 California Updates this Week

- No new updates this week.

## COVID-19 Situation in Idaho

- Idaho COVID-19 Cases: 189,735 cases
- Idaho COVID-19 Deaths: 2,064 deaths

Idaho data last updated 5/13/21, 11:00AM Mountain Time. Information on case counts and deaths in Washington State by county can be found on [Idaho's COVID-19 data tracker](#).



Idaho's Transmission Risk Levels are updated weekly, visit the [Idaho COVID-19 Transmission Risk Levels interactive map](#).

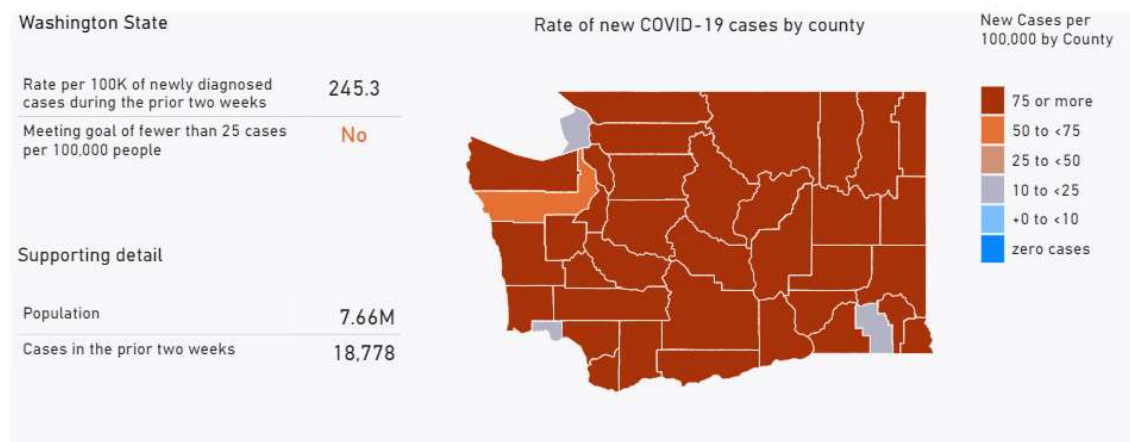
### COVID-19 Idaho Updates this Week

- No new updates this week.

## COVID-19 Situation in Washington State

- Washington State COVID-19 Cases: 419,382 cases
- Washington State COVID-19 Deaths: 5,626 deaths

Washington State data last updated 5/13/21, 3:42PM Pacific Time. Information on case counts and deaths in Washington State by county can be found on [Washington State's COVID-19 data tracker](#).





Washington State Road to Recovery Phase and Risk Assessment metric data is updated weekly, visit [Washington State's COVID-19 Risk Assessment dashboard](#) for more information.

### COVID-19 Updates this Week

- Now new updates this week.

---

## COVID-19 Situation in the U.S.

- U.S. COVID-19 Cases: 32,608,287 cases
- U.S. COVID-19 Deaths: 580,073 deaths

U.S. data last updated 5/13/21, 3:41PM Eastern Time. Information on case counts and deaths for all states and U.S.-affiliated jurisdictions can be found on [CDC's COVID-19 data tracker](#).

---

## COVID-19 Situation Worldwide

- Global COVID-19 Cases: 160,074,267 cases
- Global COVID-19 Deaths: 3,325,260 deaths

Worldwide case count and death count estimates are posted on [WHO's COVID-19 dashboard](#). Estimates for worldwide COVID-19 case counts and deaths above are current as of 5/13/21, 3:42PM Central European Time.

### For more local information and resources:

- For school information:
  - Visit the [Ready Schools, Safe Learners page for general information](#)
  - Visit the [current community COVID metrics page for Ready Schools, Safe Learners](#). To learn more about these metrics and benchmarks, [click here](#).
- County web resources for COVID-19:
  - Visit the [Crook County Public Health COVID-19 Information Page](#)
  - Visit the [Deschutes County COVID-19 Information Page](#)
  - Visit the [Grant County COVID-19 Information Page](#)
  - Visit the [Harney County Health Department COVID-19 Information Page](#)
  - Visit the [Jefferson County Public Health COVID-19 Information Page](#)
  - Visit the [Klamath County Public Health COVID-19 Information Page](#)
  - Visit the [Lake County COVID-19 Information Page](#)
  - Visit the [Wheeler County COVID-19 Information Page](#)
- Telephone resources:
  - Call the Oregon phone line for COVID-19 information at **2-1-1**

- Call the OHSU phone line for seek guidance about symptoms and care for COVID-19 at **833-647-8222**. The hotline is open 8am-8pm, 7 days a week.
- If you are 55 or older and feeling isolated or just want to have a friendly conversation, please call the Senior Loneliness Line at **503-200-1633**
- If you are a teen and feeling lonely or anxious, you can call, text, or chat with other teens to talk about anything and everything. Call YouthLine at **877-968-8491** or text 'teen2teen' to **839863**, the helpline is open 4pm-10pm daily.

---

## Region 7 Public Health Response

Crook, Deschutes, Grant, Harney, Jefferson, Klamath, Lake, and Wheeler County Public Health Departments regularly manage communicable disease outbreaks, and we are prepared to investigate and respond. When a case of COVID-19 is identified in our community, Public Health Nurses work on [contact tracing](#) to identify and notify individuals who might have been exposed.

We began preparing for local impacts of COVID-19 and regularly meeting with healthcare partners, Oregon Health Authority, and CDC in January 2020.

We continue to work closely with local schools, healthcare providers, emergency services, cities, businesses, and others to coordinate efforts and to share the most up-to-date information.

---

This situation update was compiled by the Crook, Deschutes, Grant, Harney, Jefferson, Klamath, Lake, and Wheeler County Health Departments. It will be updated with state, national, and worldwide situation data and sent every week.